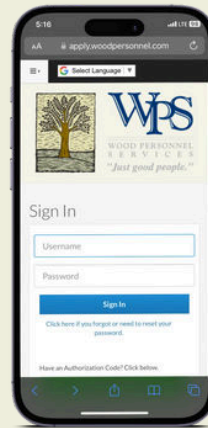
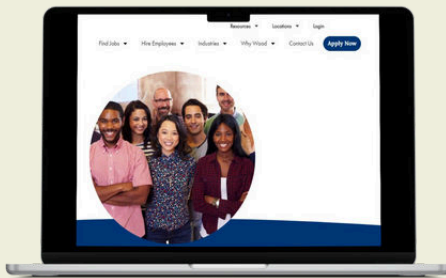





Viewing Paystubs On A Phone, Desktop Or Tablet

1. Go to www.woodpersonnel.com. Click Login button at the bottom if on a mobile or tablet or Click Login link in the top right if on a desktop or laptop.
2. Enter your username and password provided to you by Wood Personnel Services. Then click "Sign In". If you do not remember your password, please click the Forgot Password link or call/text our office.



3. If the left side menu is not already displayed, click the hamburger menu in the top left of the screen to display the menu. Click on Pay History to access your paystubs.
4. By default, last month's & current month's paystubs will be displayed, but you can enter a custom date range too. Click View next to a particular paystub to open a pdf copy of that paystub.

